




UC65e-M2

High Temp Undercounter Dishwasher And Glasswasher

FEATURES:




- **Energy Star Qualified.**
- 30 racks / 120 covers per hour.
- Fully automatic cycle for easy operation.
- Built-in detergent and rinse chemical pumps.
- Pump drain system allows for multiple installation applications including elevated drains.
- Safety Temp feature assures 180°F sanitizing rinse every cycle.
- Built-in 4kW booster heater.
- 2kW wash tank heater.
- Counter-balanced double skin door.
- Low 0.8 US gal. water usage per rack.
- Door safety switch, extended wash cycle switch.
- Stainless steel safety filters protect wash pump.
- Top mounted detergent and rinse-aid prime switches.
- Operator friendly, removable stainless steel wash and rinse arms allows for easy cleaning.
- (1) peg and (1) flat bottom rack supplied.



Upper and lower wash and rinse arms guarantee excellent results.



Uses standard 19-3/4" X 19-3/4" racks.



Built-in detergent and rinse chemical pumps.



Top mounted controls are easy to read and simple to operate.



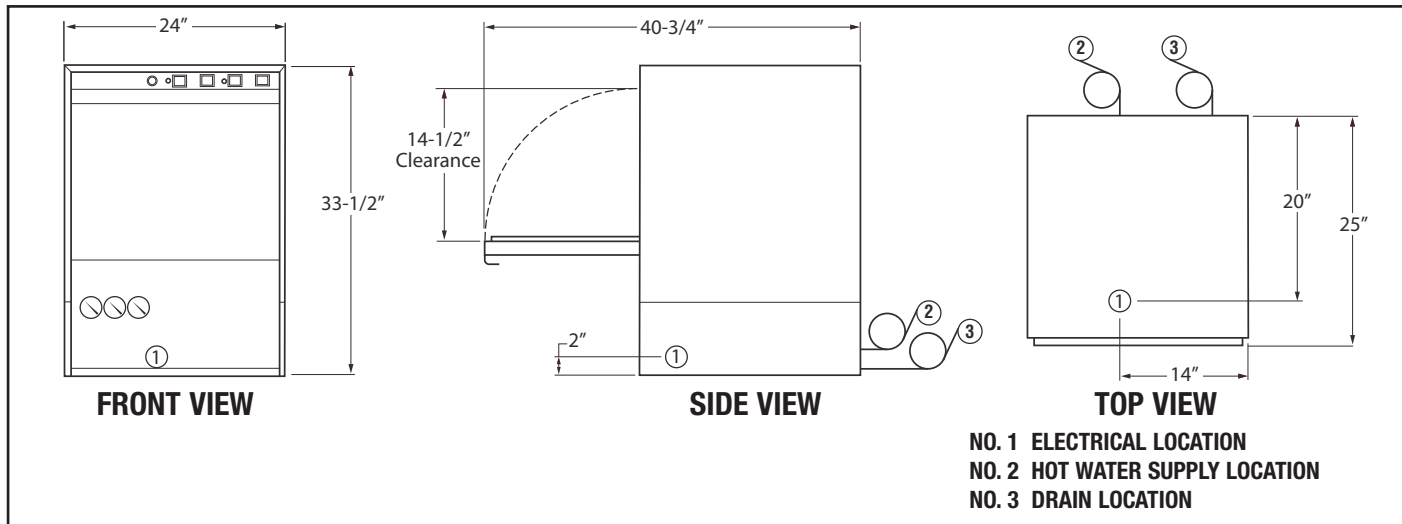


UC65e-M2

High Temp Undercounter
Dishwasher And
Glasswasher

WARNINGS:

- Plumbing connections must be made by a qualified service company who will comply with all available Federal, State, and Local Health, Plumbing and Safety codes.
- CMA recommends utilizing a water softening system to maintain water hardness measurements of 3.5 gpg (grains per gallon) or less. This will assure maximum results and optimum operation of the dishmachine.



Specifications:

MODEL UC65e	USA	METRIC		USA	METRIC
WATER CONSUMPTION			FRAME DIMENSIONS		
PER RACK	.8 GAL	(3.2 L)	DEPTH	25"	(63.5 cm)
PER HOUR	20.4 GAL	(64 L)	WIDTH	24"	(60.9 cm)
OPERATING CYCLE			HEIGHT	33-1/2"	(85.1 cm)
WASH TIME-SEC	100	100	MAX HEIGHT CLEARANCE FOR DISHES	14-1/2"	(36.8 cm)
RINSE TIME-SEC	15	15	STANDARD DISHRACK	1	1
DWELL-SEC	5	5	DIMENSIONS	19-3/4"X19-3/4"	(50X50CM)
TOTAL CYCLE-SEC	120	120	SHIPPING WEIGHT	148#	67KG
OPERATING CAPACITY			FRONT LEVELING FEET PROVIDED		
RACKS PER HOUR	30	30	MOTOR	1HP	
WATER REQUIREMENTS	140°F	(60°C)	HEATERS		
WATER CONNECTION (flexible hose) (supplied)	1/2" I.D.		WASH TANK HEATER	2kW	
DRAIN CONNECTION (6 ft. flexible hose) (supplied)	3/4" I.D.		BOOSTER HEATER (40°F/22°C rise)	4kW	
FLOW PRESSURE	18-22 PSI	1.2-1.5 kg/cm ²	ELECTRICAL RATING*	VOLTS	PHASE
CYCLE TEMPERATURES				208	1
WASH (minimum)	150°F	(66°C)		240	1
RINSE (minimum)	180°F	(82°C)			
			*THIS SYSTEM REQUIRES THREE POWER WIRES WHICH INCLUDES A CURRENT CARRYING NEUTRAL. AN ADDITIONAL FOURTH WIRE MUST BE PROVIDED FOR MACHINE GROUND.		

Summary Specifications:

Specified unit will be a CMA model UC65e-M2 undercounter high temperature sanitizing dishmachine with built-in booster heater. Features include large 14-1/2" door opening clearance, standard liquid detergent and rinse-aid dispensing pumps, top, side and rear panels. Unit has standard pump drain, "Safe-T-Temp" feature to ensure proper 180°F final rinse temperature and stainless steel rinse arms with removable end caps for easy cleaning.

Advisory: CMA does NOT endorse "Tankless On-Demand" water heaters for use on CMA Dishmachine products. CMA DOES endorse, and highly recommends, the standard "tank" style water heaters, sized properly to handle each particular facility with their water heating requirements.



CMA Dishmachines 12700 Knott Street Garden Grove, CA 92841 • 800-854-6417 • 714-898-8781 • Fax: 714-895-2141 • www.cmadishmachines.com
 CMA reserves the right to modify specifications or discontinue models without prior notification.

PN: 10901.00

© 11-2017 CMA, Inc.