



EQUIPMENT UPDATE

Effective Date: APRIL 2008
Log Number: EU-08-400
Model Affected: GL-C


The GL-C glasswasher has undergone several changes and improvements that will assure added reliability and serviceability to this product. The improvements should be well accepted by the people that operate and service the machine.




New dispenser and heater housing (provides easy access from the front and additional protection).




New strategic locations for wash and rinse tank drains (clear rinse flow with separation of wash and rinse tanks).




Larger efficient wash pump (more pump capacity and water flow).



New scrap collector and screen with instructions, drains-through the front (no hose Needed).



New stainless float system.




Wash tank scrap screen front placement (easy removal).



Removable glass shut-off switch lever (built with durability and easy removal for breaking down wash tank for cleaning).



New curtain hangers and rods (secures curtains with easy removal clips).



Wash tank scrap screen shown in position for operation.



New power and prime switches and operational instructions.



12700 KNOTT AVENUE
GARDEN GROVE, CALIF. 92841
800-854-6417 • 714-898-8781
FAX 714-895-2141
www.cmadishmachines.com

